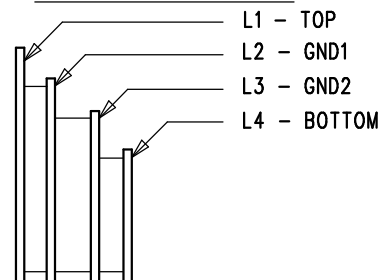


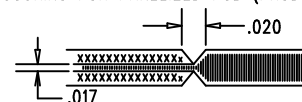
SIZE	QTY	SYM	PLATED	TOL
0.07	2	+	NO	+/-0.003
0.065	10	X	YES	+/-0.003
0.031	3	⊠	YES	+/-0.003
0.094	8	◇	YES	+/-0.003
0.01	86	X	YES	+/-0.003

LAYER STRUCTURE

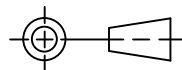


NOTES: UNLESS OTHERWISE SPECIFIED

- FAB PER IPC-A-600.
- MATERIAL: -LEAD FREE ASSEMBLY COMPLIANT, ISOLA FR-370HR OR EQUIVALENT.
-FINISHED THICKNESS TO BE 0.062" +/- .005"
-TOTAL OF 4 LAYERS WITH 2 OZ. CU ON THE OUTER LAYERS AND 1 OZ. CU ON THE INNER LAYERS.
-FLAMMABILITY RATING: 94 V-0 MINIMUM.
- SIZE: CUT TO DIMENSIONS AND TOLERANCES SHOWN.
0.00" ARE PRIMARY DATUMS.
- DRILLING: -DRILL HOLES PER SCHEDULE. PLATE THROUGH HOLES WITH COPPER, 0.001" THICK MIN.
-ALL HOLE SIZES ARE SPECIFIED AFTER PLATING.
-HOLE LOCATION TOLERANCES ARE +/-0.003" IN RELATION TO CENTER
- FINISH: -SMOBC USING LPI BOTH SIDES, COLOR GREEN.
-GOLD IMMERSION BOTH SIDES.
-FOR SILKSCREENS: USE WHITE NON-CONDUCTIVE INK.
- DO NOT ALTER ARTWORK e.g. TO ADD LOGO OR DATE CODE.
PAD SIZE CAN BE MODIFIED TO MEET END FINISH.
- PCBS ARE TO BE RoHS COMPLIANT.
- SCORING FOR PANELIZED PCB (PRODUCTION FAB ONLY):



UNLESS OTHERWISE SPECIFIED
DIMENSIONS ARE IN INCHES
TOLERANCES:
0.XX" = ±0.01"
0.XXX" = ±0.005"
INTERPRET DIM AND TOL
PER ASME Y14.5M-1994
THIRD ANGLE PROJECTION



APPROVALS

PCB DES.	AK
APP ENG.	WALKER B.
SCALE = NONE	



1630 MCCARTHY BLVD
MILPITAS, CA 95035
PH: (408)432-1900
www.linear.com
LTC CONFIDENTIAL-
FOR CUSTOMER USE ONLY

TITLE: FABRICATION DRAWING
TRIPLE STEP-DOWN LED DRIVER

SIZE	IC NO.	LT3597EUHG	REV
N/A		DEMO CIRCUIT 1497A	2
FILENAME: DC1497A-2.PCB	SHT 1 OF 1		